Flush Fasteners™

iF Design Award Gold
IDEA Award Gold · 2026

Precision *you can't see.*



A countersunk screw that finishes perfectly level with the surface. The drive is hidden inside the head, under a spring-loaded plunger. 316 stainless, metric and imperial.





HOW IT WORKS

Any standard 6-lobe bit · nothing proprietary



01 Admire the aesthetics



02 Hidden drive revealed



03 Retains normal function



04 Admire it again

Send us your questions. *We'll find the right fastener.*

info@flushfasteners.com
flushfasteners.com

THE F-HEAD™

A fastener should serve the surface, *never interrupt it.*

A conventional countersunk screw leaves a cone-shaped recess and a drive socket open to the world. It becomes a place for water, dirt and bacteria to sit, and a break in every line the designer drew.

The F-Head™ finishes level. The drive is still there, a standard 6-lobe, under a spring-loaded plunger that only moves when a bit asks it to. What's left is a closed, brushed stainless disc.



AT REST Closed and flush. Nothing to catch, nothing to clean around.



BIT PRESSED The plunger drops and the 6-lobe drive appears.







MATERIAL
316 stainless
Marine grade, solid throughout

FINISH
Brushed
Other finishes on request

DRIVE
6-lobe
Concealed · any standard bit

RANGE
M3 – M12
and #6 – 1/2" imperial · M3, M10, M12 coming soon

THE TOOLS COMING IN Q1 2027

Drive it *without a mark.*

Every part of the bit was designed around the F-Head™. The plunger is the face of the screw, the part everyone sees . The bit is built to press and drive it without leaving a mark.



01

Anti-scratch tip

A specially designed tip is the first part of the bit that meets the plunger- it lets you rotate the bit to engage it without scratching the face of the fastener.

02

Parallel head seat

The round shoulder at the base of the 6-lobe seats flat on the head, keeping the driver completely parallel as it is torqued down.

Together they minimize the chance of scratching the surface or damaging the 6-lobe drive.



EVERY F-HEAD™ SIZE

T10 for M3 and #6-32, up to T55 for M12 and 1/2"

T10	T20	T25	T30	T40	T50	T55
M3 · #6-32	M4 · #8-32	M5 · #10	M6 · 1/4″	M8 · 5/16″	M10 · 3/8″	M12 · 1/2″

STANDARD RANGE

One head. *Every size you need.*

Head	Countersunk, flush
Drive	Concealed 6-lobe
Material	316 stainless
Finish	Brushed · custom on request

METRIC 7 SIZES · MM

PART NO. **FF-m4.0C20MCT-SB** — m4.0 = M4 (m + diameter) · 20 = 20 mm long · C = coarse thread · M = machine screw · C = countersunk · T = 6-lobe drive · S = 316 stainless · B = brushed

SIZE	THREAD	LENGTH RANGE	FILES ON WEBSITE
M3	M3 × 0.5	8.5 – 30 mm	COMING SOON
M4	M4 × 0.7	8.5 – 30 mm	PDF STEP DXF
M5	M5 × 0.8	10 – 50 mm	PDF STEP DXF
M6	M6 × 1.0	10 – 50 mm	PDF STEP DXF
M8	M8 × 1.25	12 – 50 mm	PDF STEP DXF
M10	M10 × 1.5	15 – 50 mm	COMING SOON
M12	M12 × 1.75	20 – 50 mm	COMING SOON

IMPERIAL 7 SIZES · IN

PART NO. **FF-25C075MCT-SB** — 25 = 1/4" (14 #6 · 16 #8 · 19 #10 · 25 1/4 · 31 5/16 · 38 3/8 · 50 1/2) · 075 = 0.75" long · C = coarse thread · MCT-SB = machine screw, countersunk, 6-lobe, 316 stainless, brushed

SIZE	THREAD	LENGTH RANGE	FILES ON WEBSITE
#6	6-32 UNC	0.31 – 1.25 in	PDF STEP DXF
#8	8-32 UNC	0.31 – 1.25 in	PDF STEP DXF
#10	10-24 / 10-32	0.38 – 2.00 in	PDF STEP DXF
1/4″	1/4-20 UNC	0.38 – 2.00 in	PDF STEP DXF
5/16″	5/16-18 UNC	0.50 – 2.00 in	PDF STEP DXF
3/8″	3/8-16 UNC	0.63 – 2.00 in	PDF STEP DXF
1/2″	1/2-13 UNC	0.75 – 2.00 in	PDF STEP DXF

COMING SOON Flush Fastener® button head and socket head cap screws.

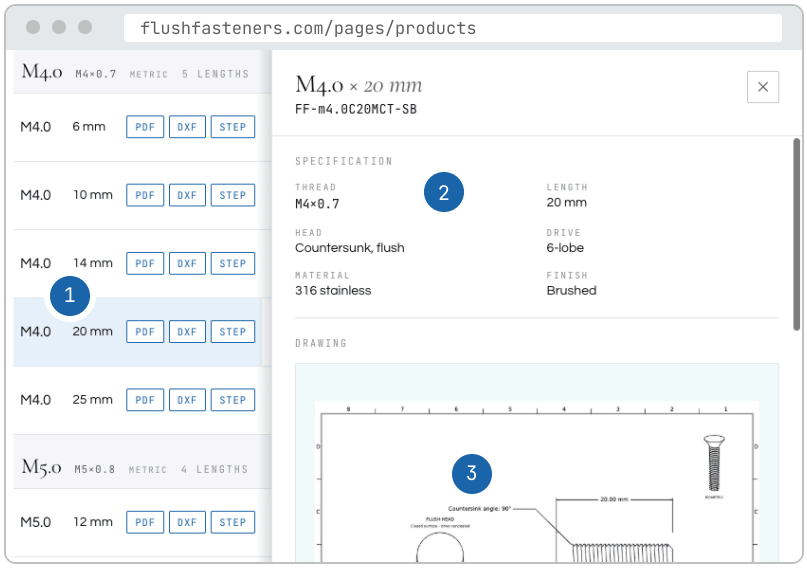

DRAWINGS & CAD — EVERY SIZE

1. Filter by size and length on the Shop page.
2. Click any part to open its full specification.
3. View the dimensioned drawing and download the PDF, STEP or DXF.

Send us your questions. *We'll find the right fastener.*

info@flushfasteners.com

flushfasteners.com